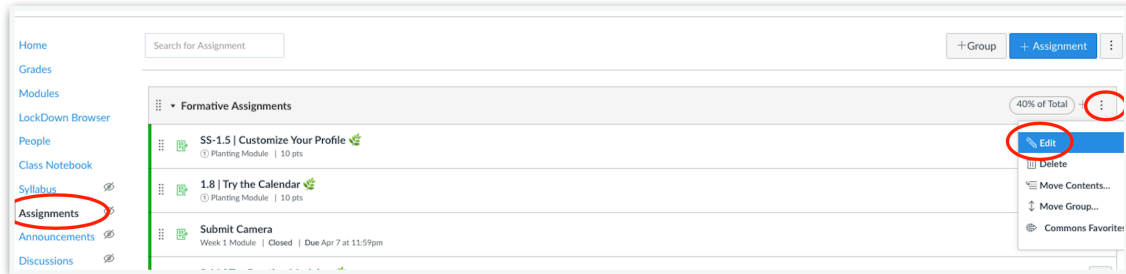
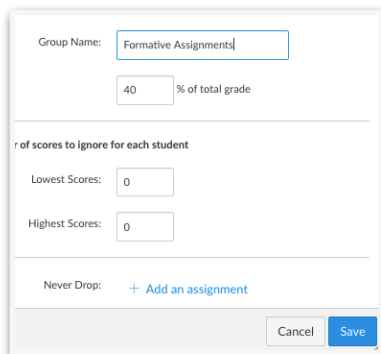


Change Assignment Group Names

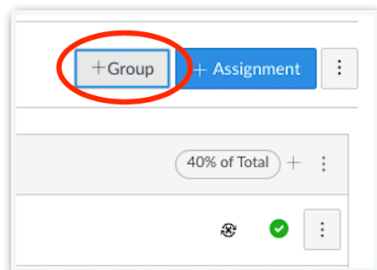
- Click on the course in the dashboard.
- Click on the assignment link in the left course navigation.
- Click on the more option dots to the right of the assignment group you want to edit.
- Click edit.



- Change the group name and click save.



- To add additional Assignment Groups, click +Group from the assignment link in your course. Enter the group name and click save.



Note: Assignment can be moved from group to group in Canvas by clicking the 8 dots next to the assignment name and dragging to another group.